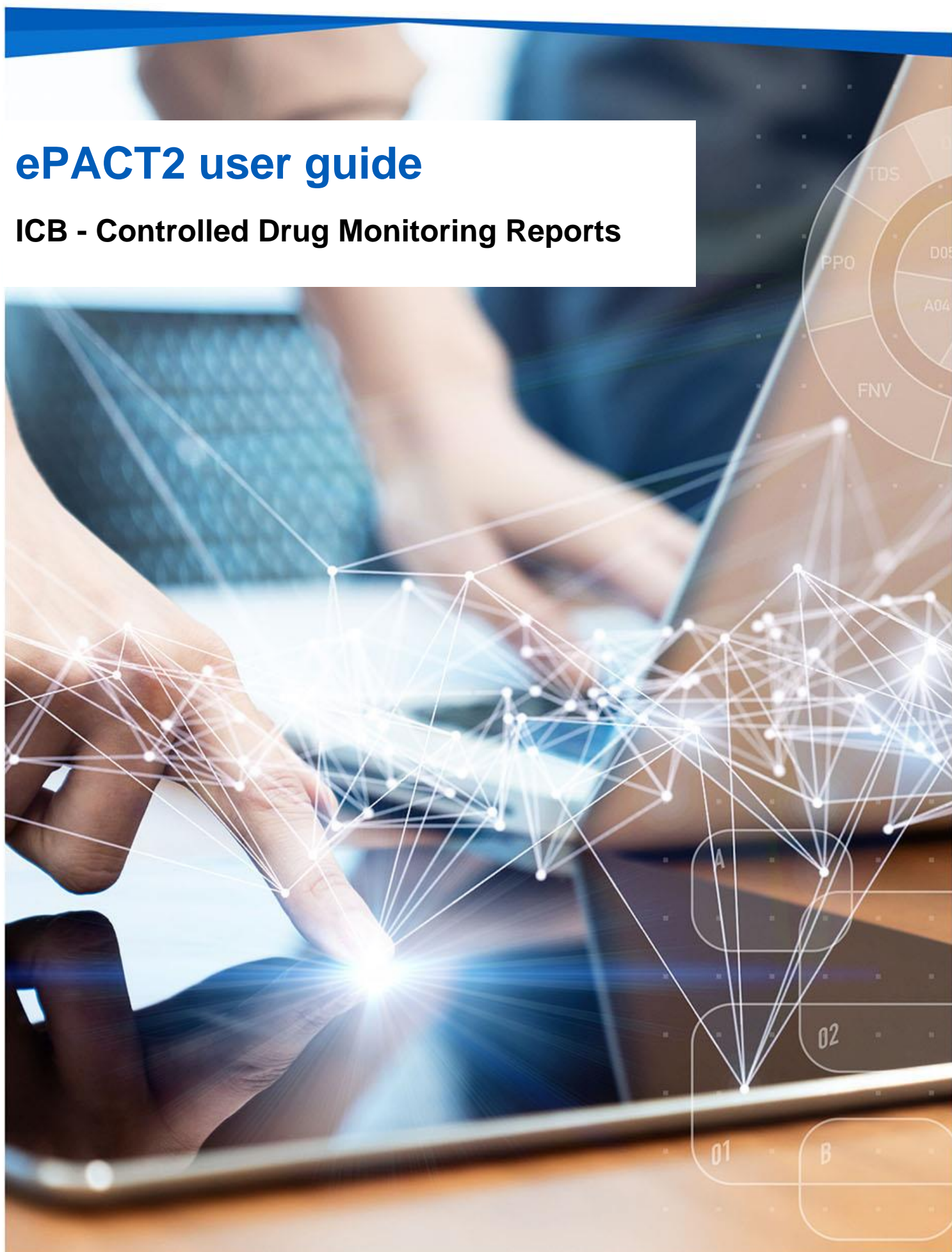


ePACT2 user guide

ICB - Controlled Drug Monitoring Reports



Interactive Contents

Use this interactive contents list to jump straight to the content you want to see. Just click the titles below to go directly to that section:

Contents

Accessing and Using the Controlled Drug Monitoring Reports	1
Accessing the Controlled Drug Monitoring Reports	1
Using the Controlled Drug Monitoring Reports	2
Other Reports Available for CD Accountable Officers	5
Getting more help	6

Accessing and Using the Controlled Drug Monitoring Reports

Within ePACT2 there are various pre-built reports available to aid CD Accountable Officers relating to the aspect of Controlled Drug monitoring and prescribing.

This guide will show you how to access and use these particular reports for the purpose of Controlled Drug monitoring, specifically focusing on the 'CD Requisitions' report and the 'Private CD Analysis' report.

Please note: these CD reports are run at ICB level, if users are accountable for multiple ICBs with regards to Controlled Drug monitoring then each of those ICBs will have to be registered under the users' ePACT2 account in order to view prescriber level information for each of those organisations.

Accessing the Controlled Drug Monitoring Reports

Once you have logged in to ePACT2 select the 'Prescribing Reports' tab

The screenshot displays the ePACT2 dashboard interface. At the top, there is a navigation bar with the ePACT2 logo and several menu items: Home, Catalog, Favorites, Dashboards, Create, and Open. Below the navigation bar, a central banner reads "Welcome to ePACT2". Underneath this banner, there are four tabs: News, Dashboards, Prescribing Reports, and Quick Search. The "Prescribing Reports" tab is highlighted with a yellow circle and a hand cursor icon. The main content area is divided into several sections: "NEWS FEED" with a list of updates, "MY FOLDERS" with a tree view of folders, "ePACT2 LATEST DATA" showing prescription and remuneration reports, "SANDBOX" with various dashboard links, and "TRAINING" with a webinar link. At the bottom, there is a footer with the NHS Business Services Authority logo and contact information.

Next, expand the 'Controlled Drug Monitoring (Beta)' section to reveal the 'CD Requisitions' report and the 'Private CD Analysis' report

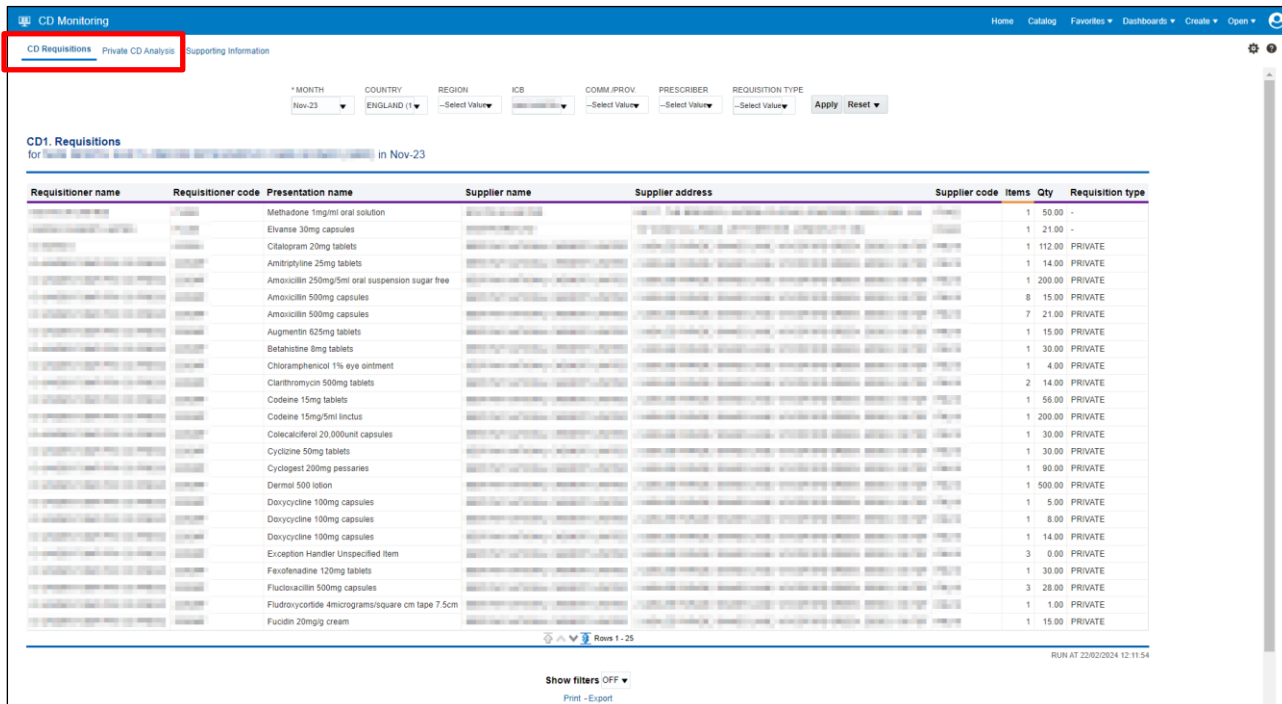


Then simply select the report you wish to use by clicking on it once.

Using the Controlled Drug Monitoring Reports

Whilst both the 'CD Requisition' and 'Private CD Analysis' reports appear as separate reports when the Controlled Drug Monitoring section is expanded, when either report is selected you will notice that in reality both of these reports are combined and can be accessed through the separate tabs in the report.

To access either, click on one of the links. In this case I have selected the **CD Requisitions** report (shown below with the CD Requisitions tab underscored blue)



- These CD Requisitions are shown at ICB level, and can be filtered on NHS or Private requisitions
- Data is presented in tab view and includes requisitioner and supplier details, as well as BNF name, items and quantity prescribed

You will then have the ability to select the criteria you wish to view (highlighted red), such as a specified time period to the ICB you wish to view data for. Simply open up the drop-down list for each of the criteria you want to alter to make your selections.

Remember to click the 'Apply' button (highlighted yellow), when you have selected all the criteria you wish to view, in order to return the data you have requested

The screenshot shows the 'CD Monitoring' interface with a navigation bar at the top containing 'CD Requisitions', 'Private CD Analysis', and 'Supporting Information'. Below this is a filter section with a red border. The filters include:

- * MONTH: Nov-23
- COUNTRY: ENGLAND (1)
- REGION: --Select Value
- ICB: [Dropdown]
- COMM./PROV: [Dropdown]
- PRESCRIBER: --Select Value
- REQUISITION TYPE: [Dropdown]

 An 'Apply' button is highlighted in yellow, and a 'Reset' button is also visible. Below the filters, the text 'CD1. Requisitions for [ICB Name] in Nov-23' is displayed.

Once the system returns the results of the report you will be able to view all of the requisitions made for a particular month and within a specified ICB, including whether these requisitions modified were NHS or private prescribing requisitions.

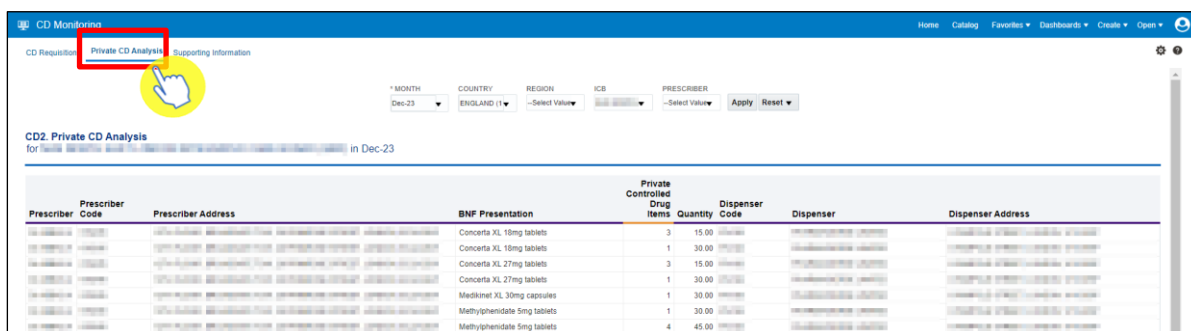
The screenshot shows the 'CD1. Requisitions' report for Nov-23. The table has the following columns: Requisitioner name, Requisitioner code, Presentation name, Supplier name, Supplier address, Supplier code, Items, Qty, and Requisition type. The table lists various medications and their quantities. A 'Totals' row at the bottom shows a total of 22 items. The report was run on 22/02/2024 at 12:16:01.

Requisitioner name	Requisitioner code	Presentation name	Supplier name	Supplier address	Supplier code	Items	Qty	Requisition type
		Medadone 1mg/ml oral solution				1	50.00 -	
		Elvanse 30mg capsules				1	21.00 -	
		Medadone 1mg/ml oral solution				1	805.00 -	
		Equasym 10mg tablets				1	9.00 -	
		Coal tar 2.5% scalp lotion				1	206,250.00 -	
		Dexamfetamine 5mg tablets				1	26.00 -	
		Equasym XL 30mg capsules				1	22.00 -	
		Longtec 10mg modified-release tablets				1	5.00 -	
		Longtec 40mg modified-release tablets				1	7.00 -	
		Longtec 80mg modified-release tablets				1	28.00 -	
		MST Continus 10mg tablets				1	12.00 -	
		MST Continus 15mg tablets				1	4.00 -	
		MST Continus 30mg tablets				1	2.00 -	
		MST Continus 5mg tablets				1	23.00 -	
		Methylphenidate 10mg tablets				1	10.00 -	
		Methylphenidate 5mg tablets				1	25.00 -	
		Oxyact 10mg tablets				1	28.00 -	
		Oxycodone 5mg modified-release tablets				1	8.00 -	
		Oxycodone 5mg/5ml oral solution sugar free				1	204.00 -	
		Sevredol 10mg tablets				1	35.00 -	
		Xenidate XL 18mg tablets				1	18.00 -	
		Zomorph 10mg modified-release capsules				1	22.00 -	
Totals						22		

Next, we will access the 'Private CD Analysis' report. To access this from the 'Prescribing Reports' page simply click on the link for the report



Or alternatively if you have already accessed the report through the 'CD Requisitions' report link, then simply select the 'Private CD Analysis' tab to change over to this report



- The CD Private Analysis report provides data on the private prescribing of controlled drugs
- is shown at ICB level, and includes prescriber details, BNF Name, items and quantity prescribed, dispenser details

Select the criteria you wish to view by selecting the relevant month, ICB(s) etc from the drop-down lists available in the criteria selection options (highlighted red).

Remember to click the 'Apply' button (highlighted yellow) once all these selections have been made to return the data you want to see



The system will then return the results for the criteria selected, showing all private prescribing of controlled drugs within the ICB(s) selected

CD Monitoring

CD Requisitions Private CD Analysis Supporting Information

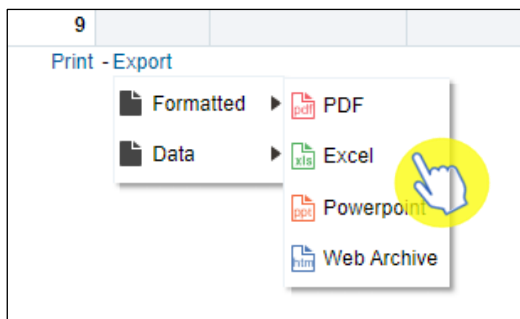
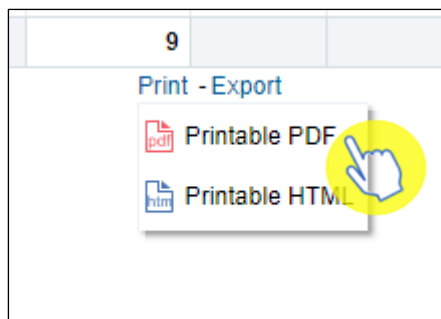
* MONTH: Nov-23 COUNTRY: ENGLAND (1) REGION: --Select Value ICB: --Select Value PRESCRIBER: --Select Value Apply Reset

CD2: Private CD Analysis for **Nov-23** in Nov-23

Prescriber Code	Prescriber Address	BNF Presentation	Private Controlled Drug Items	Quantity	Dispenser Code	Dispenser	Dispenser Address
		Desamfetamine 10mg tablets		1	56.00		
		Lisdexamfetamine 30mg capsules		1	14.00		
		Lisdexamfetamine 50mg capsules		1	20.00		
		Methylphenidate 10mg tablets		1	56.00		
		Methylphenidate 15mg modified-release tablets		1	21.00		
		Methylphenidate 15mg modified-release tablets		2	28.00		
		Methylphenidate 15mg modified-release tablets		1	28.00		
		Methylphenidate 5mg tablets		1	28.00		
Totals				9			

Print - Export

Remember: all of the data from these reports can be printed or exported out of the system using the print/export options underneath the results of each report you run:



Other Reports Available for CD Accountable Officers

ePACT2 also has a variety of other reports concerning the prescribing of Controlled Drugs. These reports can be found within the 'Controlled Drug Reports' and 'Controlled Drug Comparators' sections (above the 'Controlled Drug Monitoring' section) within the Prescribing Reports area of ePACT2 (shown below).

ePACT2

ePACT2 Prescribing Reports

News Dashboards Prescribing Reports Quick Search

- Key reports
 - Invoice Reconciliation Reports
 - Cost Comparators
 - Organisation & Demographic Information
- Prescribing Monitoring
 - Prescribing Comparators
 - Prescribing Information
 - Volume Comparators
- Controlled Drug Reports**
 - CD Injections Practice Report (CD10)
 - CD Injections Presentation Report (CD11)
 - Practice Non-Medical Schedule 2 (CD7)
 - Practice Non-Medical Schedule 3 (CD8)
 - Schedule 2 CD Drugs Prescribed (CD3)
 - Schedule 3 CD Drugs Prescribed (CD4)
 - Schedule 4 CD Drugs Prescribed (CD5)
 - Schedule 5 CD Drugs Prescribed (CD6)
- Controlled Drug Comparators**
 - Schedule 2 Items (CD4)
 - Schedule 2 Items (Excluding Methadone) (CD5)
 - Schedule 3 Items (CD6)
 - Total Items (CD3)
- Controlled Drug Monitoring**
 - CD Requisitions (CD1)
 - Private CD Analysis (CD2)
- Hospital Trust Reports
 - Common Information Reports
 - MOKTT
 - Advanced Service Flu Report - Pharmacy Contractors

Produced by the NHS Business Services Authority (NHSBSA) Data Services
View our accessibility statement here
Copyright NHSBSA 2024 ©
Terms & Conditions

NHS Business Services Authority

Getting more help



Additional training material and user guides

The ePACT2 training team has developed several how to guides to help you get the best out of ePACT2. These can be found on our [ePACT2 user guides page](#).

Webinar sessions

We offer a free, personalised webinar training service to all our users and you can book as many as you need.

You can let us know if you have any specific topics or reports you'd like to cover or if you would prefer an introductory tour. You can take part wherever you are as long as you can get online.

You can find our more and book your webinar by going to our [ePACT2 training page](#).