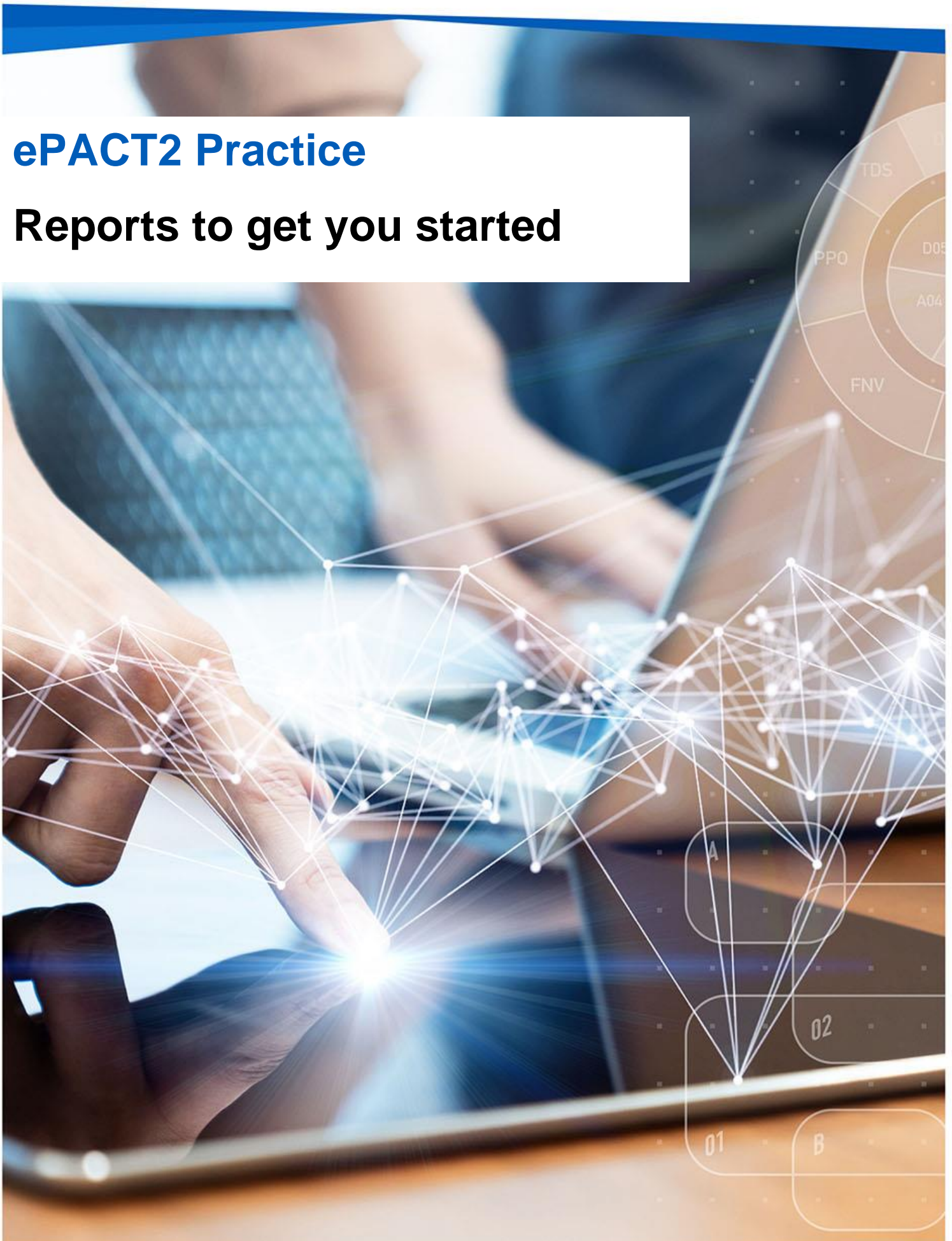


ePACT2 Practice

Reports to get you started



Interactive Contents

Use this interactive content list to jump straight to the content you want to see. Just click the titles below to go directly to that section:

[What is ePACT2](#)

[Personally Administered Items \(PO1\)](#)

[Practice Detailed Prescribing Information \(PDPI\)](#)

[High Cost Drugs \(Practice Level\) and High Cost](#)

[Drugs \(Prescriber Level\)](#)

[Potential Generic Savings](#)

[EPS and eRD Utilisation Dashboard](#)

[Getting more help](#)

What is ePACT2

ePACT2 is an online business intelligence tool that allows you to access information on items which have been dispensed in the community and then subsequently submitted to the NHSBSA for processing.

It is important to know that when comparing the data in ePACT2 to what is in your prescribing systems it is unlikely to match completely. We only have data for prescriptions which have been submitted for processing, there may be items which have been prescribed that the patient didn't take to get dispensed or the dispenser hasn't submitted for processing that we don't have data for. The date shown in ePACT2 is the month they were submitted by the dispenser for processing and may not correlate to month the prescription was issued, we do not capture the date the prescription was issued by your organisation.

We do capture a lot of information from the prescription form during processing. As the prescriptions are processed we capture data including details of the item prescribed, who prescribed it and if the NHS Number is available on the form and we have been able to read it, the patient the prescription was issued to. This information can then be accessed through ePACT2 to allow user to identify what is being prescribed by their organisation.

Please note while we do identify the patient the prescription was issued too, using the NHS number on the prescription form, those identifiable details cannot be accessed in ePACT2. This means you cannot run your own reports to see for example patients on a combination of drugs you are interested in, but we at the NHSBSA have built and made available reports that show things like patients on 10 or more unique medicines.

Personally Administered Items (PO1)

This report shows what we have received as personally administered by your practice. The report can be used to reconcile what you have submitted.

The report can be found in the 'Prescribing Reports' section of ePACT2 under the 'Prescribing Monitoring (Beta)' dropdown.

There are two views on this report, the 'Month' view gives you an Item count for the financial year to the selected date, by each month. This is useful to see at a quick glance how many items you have submitted for that month and will also highlight any months we have received no submission as those months will show as blank rows.

Personally Administered Items Supporting Information

Month | Detailed

* MONTH: Mar-23 | * COMMISSIONER/PROVIDER: [REDACTED] | * PRACTICE: [REDACTED] | Apply | Reset

PO1(M). Personally Administered Items
 Personally administered Items - Yearly Overview for [REDACTED] in Mar-23

Month	Total Items	Total NIC (£)
Apr-22	67	1,608.84
May-22	64	255.50
Jun-22	55	987.26
Jul-22	82	732.35
Aug-22	82	998.78
Sep-22	189	2,409.26
Oct-22	980	12,266.12
Nov-22		
Dec-22	361	4,697.11
Jan-23	108	976.49
Feb-23	63	829.71
Mar-23	65	1,003.53
Totals	2,116	26,764.95

Source: ePACT2 | Refresh - Print - Export

Produced by the NHS Business Services Authority (NHSBSA) Data Services
 View our accessibility statement here
 Copyright NHSBSA 2023 ©
 Terms & Conditions

NHS Business Services Authority

There is also a detailed report, which gives you a breakdown of every item for the selected month, this can be used to check against what you have submitted for that month.

Personally Administered Items Supporting Information

Month | Detailed

* MONTH: May-23 | * COMMISSIONER/PROVIDER: [REDACTED] | * PRACTICE: [REDACTED] | Apply | Reset

PO1(D). Personally Administered Items
 Personally administered Items - Details for [REDACTED] in May-23

Drug	Items	Net ingredient cost (£)
Denosumab 60mg/1ml inj pre-filled syringes (0506020Z0AAAAA)	2	366.00
Depo-Provera 150mg/1ml inj pre-filled syringes (0703022M0BBABAB)	18	108.18
Zoladex 3.6mg implant SafeSystem pre-filled syringes (0803042K0BBAAAA)	3	210.00
Zoladex LA 10.8mg implant SafeSystem pre-filled syringes (0803042K0BBABAB)	2	470.00
Hydroxocobalamin 1mg/1ml solution for injection ampoules (0901020N0AAABAB)	27	64.80
Methylprednisolone 80mg / Lidocaine 20mg/2ml (1%) inj vials (1001022K0AAAFAP)	4	28.24
Lidocaine 100mg/5ml (2%) solution for injection ampoules (1502010J0AACBCB)	7	2.24
Ethilon suture 3gauge 45cm length with 25mm reverse cutting needle (20110000217)	3	3.69
Steri-strip skin closure strips 6mm x 75mm (20140000101)	1	0.76
Totals	67	1,253.91

Source: ePACT2 | Refresh - Print - Export

Please note, these figures are then sent on to PCSE who make the payments on behalf of NHSE. Add-ons are then included from NHSE in the item of service fees and other services/initiatives. PCSE are not contracted to return any data to NHS Business Services Authority as our data feeds into the overall payment process. Practices may wish to query differences between these figures and the actual payments with PCSE.

Produced by the NHS Business Services Authority (NHSBSA) Data Services
 View our accessibility statement here
 Copyright NHSBSA 2023 ©
 Terms & Conditions

NHS Business Services Authority

A guide on how to access and use the 'Personally Administered Items (PO1)' report can be found [here](#).

Practice Detailed Prescribing Information (PDPI)


PDPI provides information on a practice's prescribing habits and costs. This enables you to get a break down at different levels of everything issued by your practice. If a prescription was issued, but not presented for dispensing or was not submitted to NHS Prescription Services by the dispenser, then it is not included in the data provided.

PD1(T) Prescribing Practice Level for [REDACTED] (All Column Values)
BNF Level - Total BNF; Chapters - (All Column Values)

Total BNF	Items	NIC (£)	Actual Cost (£)	OOPE (£)	Payment for Containers (£)
Total BNF	20,511	182,585.51	172,682.98	0.00	490.80
Totals	20,511	182,585.51	172,682.98	0.00	490.80

Source : ePACT2 [Refresh](#) - [Print](#) - [Export](#)

Produced by the NHS Business Services Authority (NHSBSA) Data Services
[View our accessibility statement here](#)
Copyright NHSBSA 2023 ©
[Terms & Conditions](#)




The report is especially useful if you are a Dispensing Doctors, as it also has a section which shows what has been dispensed by your practice.

PD4(T) Dispensing at Practice Level for [REDACTED] (All Column Values)
BNF Level - Total BNF; Chapters - (All Column Values)

Total BNF	Items	NIC (£)	Actual Cost (£)	OOPE (£)	Payment for Containers (£)
Total BNF	134	1,933.34	1,820.61	0.00	0.00
Totals	134	1,933.34	1,820.61	0.00	0.00

Source : ePACT2 [Refresh](#) - [Print](#) - [Export](#)

Produced by the NHS Business Services Authority (NHSBSA) Data Services
[View our accessibility statement here](#)
Copyright NHSBSA 2023 ©
[Terms & Conditions](#)



A guide on how to access and use the 'Practice Detailed Prescribing Information (PDPI)' report can be found [here](#).

High Cost Drugs (Practice Level) and High Cost Drugs (Prescriber Level)

These reports show everything that has been allocated back to your practice, the report is then sorted by highest costing drugs to the lowest.

This report will show immediately the highest costing items allocated back to you. Depending on the reports you can see the data either at practice level or down to prescriber level which will aid in advising prescribers.

BNF Presentation	BNF Presentation Code	Actual Cost (£) per Item	Actual Cost (£)	Items	Quantity X Items
Famciclovir 250mg tablets	0503021E0AAAAAA	547.40	547.40	1	56.0
Sucralfate 1g/5ml oral suspension sugar free	0103030S0AAADAD	328.95	328.95	1	400.0
Ensure Plus Fibre liquid (5 flavours)	0913011L0BBAAAB	281.62	281.62	1	22,400.0
SpeediCath catheter male 10Ch-14Ch	21020000880	273.59	273.59	1	180.0
Peristeen anal plug large	22021000501	231.14	231.14	1	100.0
Leuprorelin 11.25mg inj pre-filled syringes	0803042N0AAADAD	212.58	212.58	1	1.0
Abilify Maintena 400mg inj pre-filled syringes	0402020ADBABAB	207.58	207.58	1	1.0
EpiPen Jr. 150microg/0.3ml (1 in 2,000) inj auto-injectors	0304030C0BEAAA2	202.66	202.66	1	4.0
Clexane 100mg/1ml solution for injection pre-filled syringes	0208010D0BBAAEAE	190.75	190.75	1	28.0
Sulfasalazine 500mg tablets	0105010E0AAAAAA	178.82	178.82	1	360.0
Valaciclovir 250mg tablets	0503021A0AAACAC	174.25	174.25	1	90.0

Potential Generic Savings

The potential generic savings report will show you the top 30 savings for your practice if you switched from the propriety item that was issued to the generic equivalent product.

This report could highlight where you can make the savings by switching to a generic product. It is important for you to be aware that there may be clinical reasons the propriety item was issued.

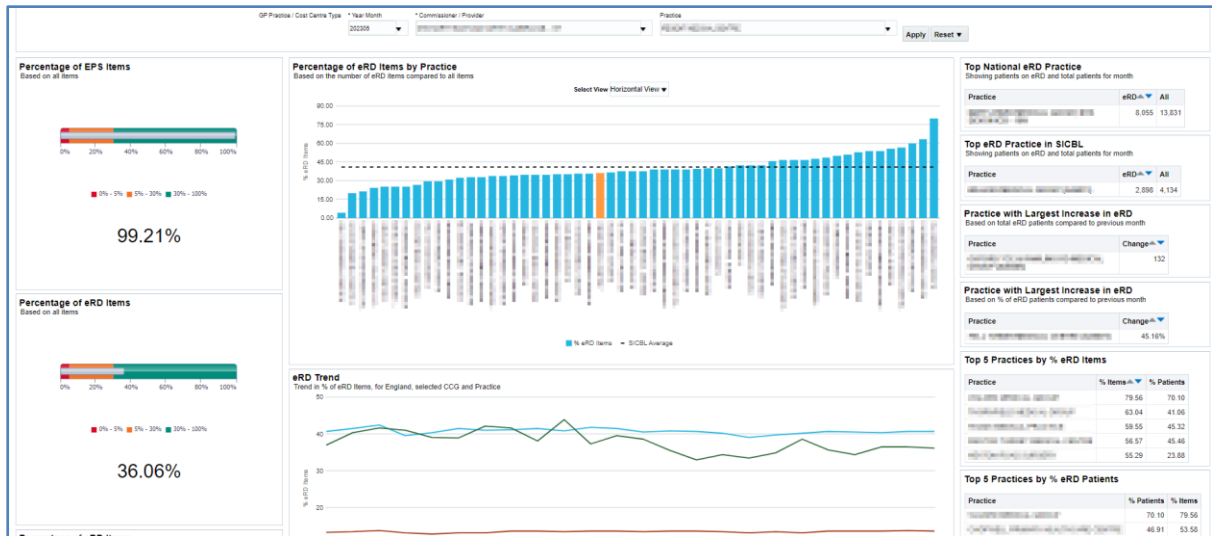
The report will show you the proprietary cost, the generic cost and the potential saving.

Net ingredient cost (£)								
42,663.74								
Print - Export								
RUN AT 10/08/2023 12:05:31								
PG1(P2). Potential Generic Savings (Monthly)								
Top 30 potential savings for proprietary drugs prescribed in MKS NORTH WEST LONDON FOR - YOURS (PQURE) in May-23								
Proprietary drug	Generic equivalent drug	Items	Quantity	Proprietary cost (£)	Generic equivalent cost (£)	Potential saving (£)	Potential saving (%)	
Lipitor 20mg tablets (0212000B0BBABAB)	Atorvastatin 20mg tablets (0212000B0AAABAB)	1.00	84.00	73.92	2.73	71.19	96.31	
Lipitor 10mg tablets (0212000B0BAAAAA)	Atorvastatin 10mg tablets (0212000B0AAAAAA)	1.00	84.00	39.00	2.13	36.87	94.54	
Lumigan 100micrograms/ml eye drops (1106000AFBBABAB)	Bimatoprost 100micrograms/ml eye drops (1106000AFAAABAB)	2.00	12.00	46.84	14.44	32.40	69.17	
Cozaar 100mg tablets (0205052N0BBACAD)	Losartan 100mg tablets (0205052N0AAADAD)	1.00	56.00	32.36	2.22	30.14	53.14	
Dovobet ointment (1305020D0C0AAAF)	Calcipotriol 0.005% / Betamethasone dipropionate 0.05% oint (1305020D0AAAFAF)	1.00	60.00	39.68	11.20	28.48	47.47	
Amias 2mg tablets (0205052C0BBAAAA)	Candesartan 2mg tablets (0205052C0AAAAAA)	1.00	56.00	28.64	7.12	21.52	38.43	
DuoTrav 40micrograms/ml / 5mg/ml eye drops (1106000AHBBAAAA)	Travoprost 40micrograms/ml / Timolol 5mg/ml eye drops (1106000AHAAAAAA)	1.00	5.00	27.90	9.02	18.88	67.67	
Vagifem 10microgram vaginal tablets (0702010G0BCABAG)	Estradiol 10microgram pessaries (0702010G0AAAAGAG)	2.00	48.00	33.44	18.30	15.14	31.54	
Movicol oral powder 13.8g sachets lemon & lime (0106040M0BBAAAA)	Macrogol compound oral powder sachets NFF sugar free (0106040M0AAAAAA)	2.00	80.00	22.88	12.59	10.29	12.71	
Eliquis 5mg tablets (0208020Z0BBABAB)	Apixaban 5mg tablets (0208020Z0AAABAB)	1.00	56.00	53.20	43.12	10.08	18.95	
Sukkarto SR 1000mg tablets (0601022B0BMAAAV)	Metformin 1g modified-release tablets (0601022B0AAAVAV)	6.00	294.00	20.85	11.34	9.51	3.23	
Nasonex 50micrograms/dose nasal spray (1202010U0BBAAAA)	Mometasone 50micrograms/dose nasal spray (1202010U0AAAAAA)	2.00	2.00	15.36	6.10	9.26	60.29	
Sinemet Plus 25mg/100mg tablets (0409010N0BBACAB)	Co-careldopa 25mg/100mg tablets (0409010N0AAABAB)	5.00	140.00	18.05	9.11	8.94	63.64	
Sinemet 12.5mg/50mg tablets (0409010N0BBAGAD)	Co-careldopa 12.5mg/50mg tablets (0409010N0AAADAD)	3.00	360.00	25.12	16.72	8.40	23.34	
Cerazette 75microgram tablets (0703021Q0BBAAAA)	Desogestrel 75microgram tablets (0703021Q0AAAAAA)	1.00	84.00	9.55	3.40	6.15	7.32	
Totals				486.79	169.54	317.25	65.17	

EPS and eRD Utilisation Dashboard

The EPS and eRD Utilisation Dashboard shows you data for your practice for electronic prescriptions and electronic repeat dispensing. There has been a big drive to increase both EPS and eRD prescriptions recently, this dashboard can be used to monitor your progress. The dashboard is also useful for ranking how you are doing compared to other practices in your SICBL.

There is a page called the 'Practice Summary Report' which will give you the key figures for your practice for the selected time period, specifically highlighting how much EPS and eRD you have done, as well as showing how you compare again the other practices in your SICBL.



Getting more help



Additional training material and user guides

The ePACT2 training team has developed several how to guides to help you get the best out of ePACT2. These can be found on our [ePACT2 user guides page](#)

Webinar sessions

We offer a free webinar training service to all our users and you can book as many sessions as you need.

Our webinar sessions are booked as 1hour slots and we offer a number of different sessions covering a range of topics.

We also offer bespoke sessions which are delivered just to you or your invited colleagues. You can let us know if you have any specific topics or reports you'd like to cover or if you would prefer an introductory tour of the system.

Our experienced trainers deliver these sessions using MS Teams and you can take part wherever you are as long as you can get online.

You can find out more and book your webinar by going to our [ePACT2 training page](#)