

Student Services

Three horizontal bars of varying lengths and colors (red, red, blue) on the right side of the page.

MyFunding Guide for Students



Contents

MyFunding Background	3
Register a new account	3
Registration questions	4
Check your details	4
What happens after you click register?	4
Activation Email	4
What to do if you click on the link and it has expired?	5
Your MyFunding account in detail	6
Logging onto your account	6
What to do if you forget your log-in information	6
Application forms	7
Uploading application forms and evidence	7
Personal details	8
How to edit your details including your password and username	9
Email change	9
Payments	9
Notification of Award	10
What the status means?	10
Enrolment and capping status	10



MyFunding Background

MyFunding has been introduced to improve and simplify the Social Work Bursary (SWB) application process and to give students more up to date access to their SWB application.

Once you have registered for a MyFunding account you will be able to view and monitor the progress of your application, whilst allowing you to keep your personal information, such as change of address, bank account details and changes to your personal circumstances up to date. You will also be able to upload completed applications and supporting evidence and see what supporting documents we have received from you.

Once your application has been processed you will be able to view your notification of award which sets out your bursary in more detail and lets you know when you can expect to receive your payments.

Register a new account

To register a new account follow the 'Log into MyFunding' link on our [website](#). You will then need to click on the **Start now** button.

Register for a MyFunding account

Easily manage your Social Work Bursary by signing up for a MyFunding account.

By registering a MyFunding account, you can easily:

- Apply for Social Work Bursary funding
- Update your personal details
- Check the status of your enrolment
- See when your next bursary payment will be paid

In order to register a MyFunding account you will need:

- An active email account
- Your postal address and contact information

Registering takes around 5 minutes.

Start now >

Already registered? [Sign in to your MyFunding account](#).

Registration questions

Have you applied for a social work bursary before?

- This question allows us to link your account to our previous records if you have received a social work bursary previously. This enables us to process your application more quickly.

What are your contact details?

- We ask for your email address and phone number here. This enables us to contact you if we need any further information regarding your application.

What is your name?

What is your Date of Birth?

- This allows us to check your identity in order to assess your application.

What is your address?

- You should provide your building name or number and lines 1 to 3 of your address, as well as the town or city you live in and your correct post code. This allows us to return any documents you have submitted.

Choose a username and password

- Your **username** should be no more than 35 characters in length and should only include letters and numbers. This will be used to log into your MyFunding account once registered
- Your **password** must be between 8 and 35 characters long and contain at least three of the following: uppercase letter, lowercase letter, number, symbols !#£\$_@

Check your details

When you have finished the registration form, MyFunding allows you to check the details you have entered and make any changes if you wish, prior to submitting the form.

What happens after you click register?

As soon as you hit register you will be sent an email with an activation link in it. You are also given your Personal Reference Number (PRN). In order to log into your account you must first activate it by accessing your emails and clicking on the link.

Activation Email

You will receive an email from us with a link to click on which will activate your account.

What to do if you do not receive the email?

Firstly check your spam/junk mail as your email account may have filtered our email to this folder.

If the activation email is not in your spam/junk mail, you should register again, however the email address and username used to register for the first time will be unavailable to use for the next four days, as this is how long it takes for your un-activated account to be automatically removed from our records.

If you do not receive the email telephone us on:

Telephone: 0300 330 1342

Textphone: 18001 0300 330 1342

We are open Monday to Friday 8am to 6pm and Saturday 9am to 3pm.

What to do if you click on the link and it has expired?

If you have clicked the link within the 72 hours, you should first check you are able to log in to your account as the link may have already been activated by double clicking on it. If you have clicked on the link outside of the 72 hours, your account will need to be re-registered.

Your MyFunding account in detail

Logging onto your account

Once you have registered you can access your account via our website www.nhsbsa.nhs.uk/social-work-students

To log into your account you will need the username and password you used when you first registered.

Manage your Social Work Bursary

Sign in to MyFunding

Username

Password

Sign in

[Forgotten your password?](#)

[Forgotten your username?](#)

I need to register an account

You can sign up for a MyFunding account by visiting our [registration page](#).

What to do if you forget your log-in information


If you have forgotten your password simply click on the **forgotten your password** link and you will be asked to enter the email address you used to register. You will then be sent a new password via email which you should use to log in to your account.

If you have forgotten your username, click on the **forgotten your username** link and enter your email address. You will then be sent a reminder via email.

Application forms

To view the application forms that are available to you click on the Apply tab within your account and choose the type of bursary you wish to apply for.

Your personal reference number is PRN0000067

Manage your MyFunding account 

Apply | Personal details | Payments | Enrolments

I would like to apply for

An undergraduate bursary

A postgraduate bursary

Postgraduate students

To find out more information on what funding you may be entitled to as a postgraduate student please visit our [website](#).

To apply for a bursary or an additional allowance, download the relevant application form and post to Student Services along with your supporting evidence:

- [SWB Postgraduate application form 2019-20](#)
- [SWB DSA application form](#)
- [SWB Childcare Allowance application form 2019-20](#)
- [Current income assessment form](#)
- [Confirmation of Earnings form](#)
- [Confirmation of Benefits form](#)
- [Childcare Reconciliation term 1 autumn starters 2019-20](#)
- [Bursary retainer declaration](#)

If we have not yet received your bursary application form, the Payments and Enrolments tabs will not be visible on your account.

Uploading application forms and evidence

To upload application forms and evidence to your account, click on the application tab in your account and click on the button 'upload application' in the bottom right of the screen.

Upload application

In the next screen you will be able to choose the type of application form you wish to upload.

Which type of application are you uploading?

- Childcare
- Disabled Students Allowance
- Postgraduate Bursary
- Undergraduate Bursary

Next

[Cancel](#)

You will then be able to upload the application, along with any supporting documentation, and submit this for assessment. The uploaded files must be one of the following types: jpg, bmp, png, tif or pdf and must be at least 50kb and no more than 5mb in size.

Upload your application

Completed application form

You must upload at least one completed application form.

If you have more than one type of application to submit you can upload them all here, one document at a time. You will be asked to provide any supporting information required on the next screen.

[Upload completed application form](#)


[Cancel](#)

Personal details

To view and edit your personal information click on the Personal details tab within your account.

Your personal reference number is PRN0000067

Manage your MyFunding account



[Apply](#) **Personal details** [Payments](#) [Enrolments](#)

Personal details	Name	Address
	Demo Lee	1 Street Street
	Date of birth	Town
	01/01/1972	FY1
	Phone	Edit
	123456	

Bank details

[▶ Show bank details](#)

Account details	Username	Edit
	MikeDemo1	
	Email	Edit
	nhsbsa.swbteam@nhs.net	
	Password	Edit

The 'Bank details' section will only become visible once we have assessed your application and confirmed you are eligible.

How to edit your details including your password and username

To edit any of the information stored on your MyFunding account simply click **edit** next to the section you wish to amend and follow the onscreen steps to amend your details.

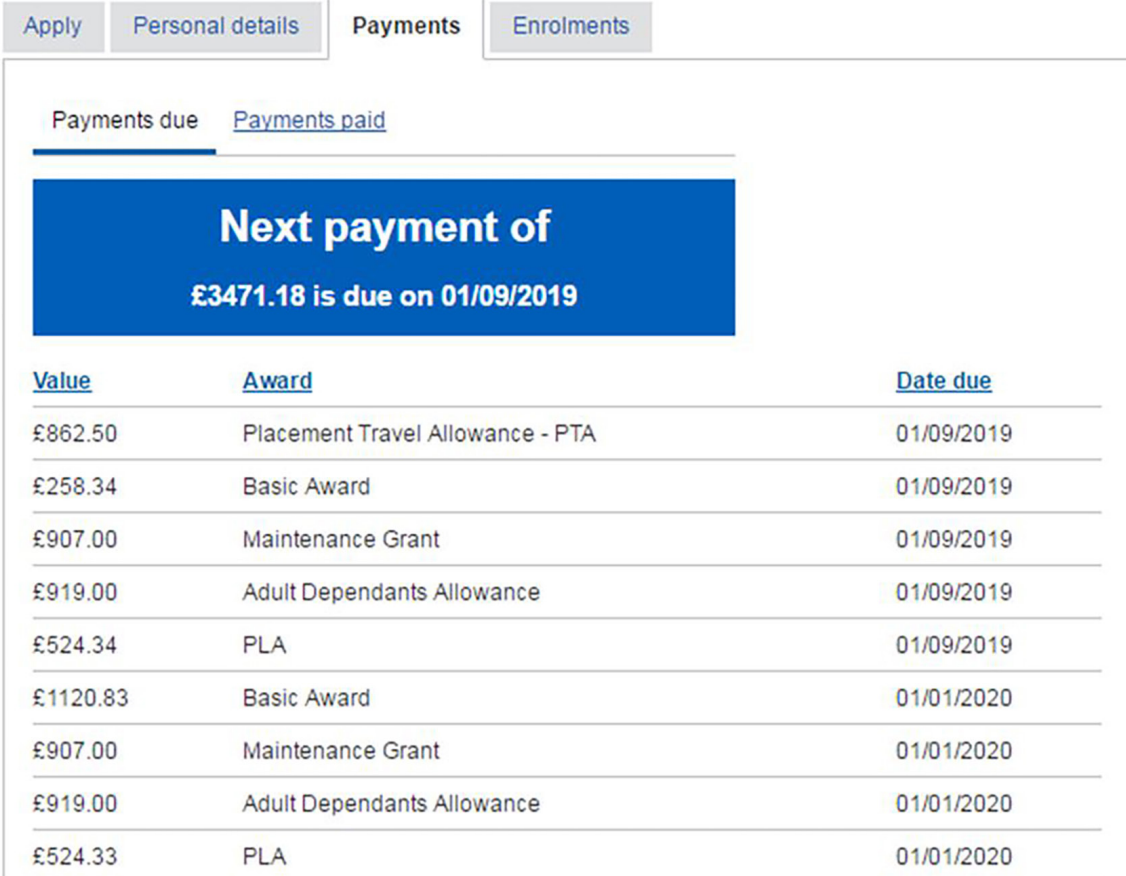
If you have submitted information on your paper application form which differs from your MyFunding account, we will make amendments to your account on your behalf. If this happens, you will be sent an email advising you to check the details after the change has been completed.

Email change

If you wish to change your email address at any time you can do this by clicking **edit** next to the email address that is on your account. When the change has been made you will be sent an email to your new email address with an activation link. Click on this link in order for the change to be made to your MyFunding account.

Payments

Once your application has been assessed and your university has confirmed you are in attendance, the *Payments* tab will become visible. By clicking on this you will be able to see the payment amounts and dates that are scheduled to be made to you.




Apply	Personal details	Payments	Enrolments
Payments due Payments paid			
Next payment of £3471.18 is due on 01/09/2019			
Value	Award	Date due	
£862.50	Placement Travel Allowance - PTA	01/09/2019	
£258.34	Basic Award	01/09/2019	
£907.00	Maintenance Grant	01/09/2019	
£919.00	Adult Dependants Allowance	01/09/2019	
£524.34	PLA	01/09/2019	
£1120.83	Basic Award	01/01/2020	
£907.00	Maintenance Grant	01/01/2020	
£919.00	Adult Dependants Allowance	01/01/2020	
£524.33	PLA	01/01/2020	

Notification of Award

Once your application has been received and assessed you will be able to view your notification of award from the *Enrolments* tab.

Your personal reference number is PRN0000102

Manage your MyFunding account



Apply Personal details Payments **Enrolments**

Current enrolment	Course name SOCIAL WORK - POSTGRADUATE	Enrolment status In Payment
	University ANGLIA RUSKIN UNIVERSITY	Award type PG
	Enrolled Yes	Academic year 2019-Sep
	Capped Yes	Study year Year 1
	Enrolment reference PRN0000102-1	Notification of award Download

Your notification of award provides details of your eligibility and the amount of social work bursary available to you. This is subject to receipt of confirmation of course enrolment.

What the status means?


- Registered - your application has been received and is waiting to be assessed.
- Pending Student - awaiting you supporting evidence and/or additional evidence.
- Pending University - your application has been approved and is awaiting confirmation from your university that you are enrolled on your course and/or confirmation that our university has nominated you for a social work bursary capped place.
- Rejected - you are not entitled to funding as you do not meet the eligibility criteria. This is explained in more detail in the letter we have sent you.
- Resumed - you have returned to training following a break.
- Withdrawn - you have stepped off your course and not currently entitled to received funding.
- In payment - your university has confirmed your enrolment.

Enrolment and capping status

If your university has confirmed your attendance and you have been allocated a bursary place, this will show in your account. To view this information, click on *Enrolments* and this will show on your account once your hard copy application has been received.

Your personal reference number is PRN0000067

Manage your MyFunding account



Apply Personal details Payments **Enrolments**

Current enrolment	Course name SOCIAL WORK - POSTGRADUATE	Enrolment status In Payment
	University ANGLIA RUSKIN UNIVERSITY	Award type PG
	Enrolled Yes	Academic year 2019-Sep
	Capped Yes	Study year Year 1
	Enrolment reference PRN0000067-1	Notification of award Download



www.nhsbsa.nhs.uk/social-work-students



@SWB_NHSBSA



/socialworkbursaries



0300 330 1342



Textphone: 18001 0300 330 1342

We are open **Monday to Friday 8am to 6pm** and **Saturday 9am to 3pm**.

