

Using eDEN for English Dental Commissioners



Interactive Contents

Use this interactive content list to jump straight to the content you want to see

Just click the titles below to go directly to that section:

Accessing and Navigating eDEN

[Accessing eDEN](#)

[Navigating the Landing Page](#)

[Access your reports](#)

[Select your Reporting year, Region and Commissioner](#)

[Exporting Data](#)

[Downloading Data](#)

[Detailed Dashboard Guidance](#)

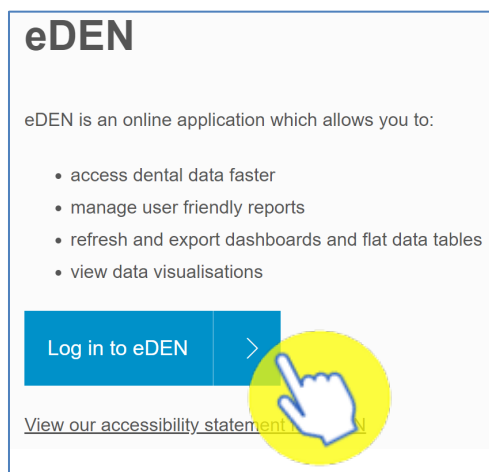
Getting more help

Accessing and Navigating eDEN

Accessing eDEN

To log in use eDEN you need to:

1. Go to the eDEN webpage www.nhsbsa.nhs.uk/eden
2. Click 'Log in to eDEN'



3. Enter the email address that you used to register for eDEN in the 'User Name' box.

Note: You can contact the nhsbsa.dentalinsight@nhs.net team if you have any queries.

4. Enter your password



NHS
Business Services Authority
NHS Business Services Authority
Business Intelligence Account Sign-in


User Name
MyEmailAddress@NHS.NET

Password
.....

Sign In

Need help signing in? [Click here](#)

5. Click Sign In



NHS
Business Services Authority
NHS Business Services Authority
Business Intelligence Account Sign-in

User Name
MyEmailAddress@NHS.NET

Password
.....

Sign In

Need help signing in? [Click here](#)

Once logged in you will be taken to the eDEN landing page

Navigating the Landing Page

When you sign into eDEN you will come to the landing page, it is split into four sections

eDEN - BETA
NHS England & NHS Improvement Commissioner

NHS England and NHS Improvement
Department of Health & Social Care

Welcome to eDEN! – Current Reporting Period: November 2020 – Select a dashboard from the buttons below to get start

Useful Links	News	Dashboards	Feedback
<p>eDEN Website</p> <p>NHS BSA</p> <p>Dept of Health & Social Care</p> <p>NHS England</p> <p>NHS Improvement</p> <p>NHS Digital</p> <p>Care and Quality Commission</p> <p>Health Education England</p> <p>Public Health England</p> <p>1</p>	<p>Welcome to the new NHSBSA eDEN reporting system!</p> <p>Dear Colleague,</p> <p>We hope you find this new way of presenting information to you will enable faster and easier access to the data you need.</p> <p>This initial launch contains the new Dentistry Dashboard which combines the best elements of the Year End and Vital Signs reports. To access the dashboard, please click the links opposite this news story.</p> <p>The eDEN tool is designed to evolve over time with feedback from its users. Please do make use of the link at the right-hand side of this page to leave us your feedback on how the system is performing, any technical or suspected data issues or any extra data you would like to see in the future.</p> <p>Our roadmap contains more information on the remainder of the work to be delivered this year and our future plans so far.</p> <p>For more information on eDEN including training materials, please see our website here.</p> <p>The Dental Insight Team</p> <p>2</p>	<p>Dashboards</p> <p> NHS England Dentistry Dashboard v1</p> <p> NHS England Urgent Dental Centres (COVID-19)</p> <p> NHS England Dental Triage (COVID-19)</p> <p> NHS England Dental Workforce (COVID-19)</p> <p>3</p>	<p>Feedback</p> <p></p> <p>Please use the above button to report and feedback on any:</p> <ol style="list-style-type: none"> 1. suggestions for improvement 2. technical issues 3. data anomalies <p>eDEN is a new system and will evolve over time, your feedback on how it is working for you is invaluable.</p> <p>4</p>

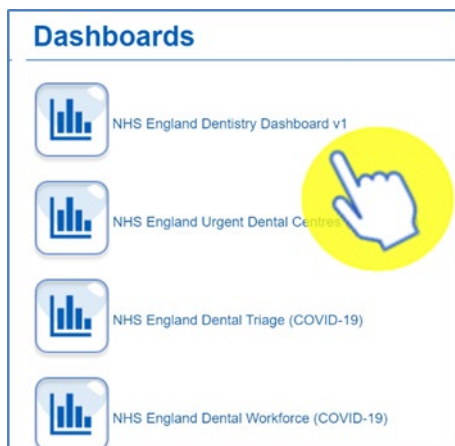
Accessibility Data Protection Privacy Policy Terms and Conditions © NHS Business Services Authority 2019

1. Useful Links - From here users can select a hyperlink to useful content external from the eDEN system.
2. News - Important information regarding the system such as any planned downtime or updates will be displayed here.
3. Dashboards – here you will see the available provider dashboards, as an England Commissioner you will be able to select the ‘NHS England Dentistry Dashboard’ plus any other dashboards in this list
4. Feedback – here you can click on the feedback button to give your feedback on the system and its reports.

Access your reports

Your main dashboard which contains many useful reports is the 'NHS England Dentistry Dashboard v1'. To open this dashboard:

1. From the dashboard section of the landing page click 'NHS England Dentistry Dashboard v1'



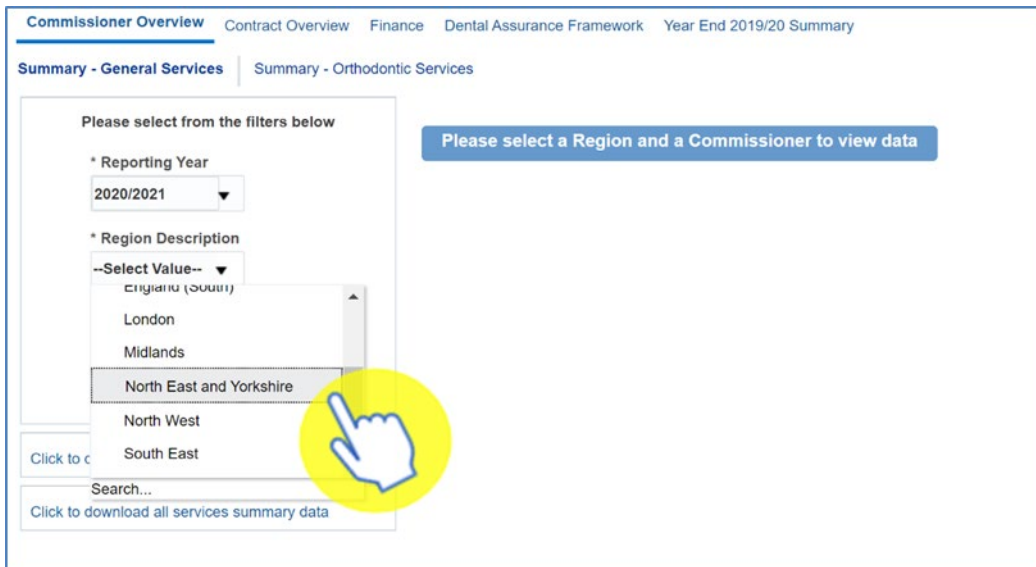
2. The dashboard will open and display the 'Commissioner Overview, 'Summary – General Services'. All other reports can be selected by clicking the blue title page link.

Select your Reporting year, Region and Commissioner

When you open your dashboard, you will need to select the Reporting Year, Region and Commissioner name you would like to see data for.

The time period will default to the latest available.

1. To select what you would like to view, click on the arrow in the prompt to want to update



The screenshot shows a web interface with a navigation bar at the top containing links: [Commissioner Overview](#), [Contract Overview](#), [Finance](#), [Dental Assurance Framework](#), and [Year End 2019/20 Summary](#). Below the navigation bar, there are two tabs: **Summary - General Services** and [Summary - Orthodontic Services](#). The main content area is titled "Please select from the filters below" and contains several filter options:

- * Reporting Year**: A dropdown menu currently showing "2020/2021".
- * Region Description**: A dropdown menu with the text "--Select Value--" and a list of regions: "London", "Midlands", "North East and Yorkshire" (highlighted), "North West", and "South East". A yellow circle with a hand icon points to the "North East and Yorkshire" option.
- A "Search..." input field.
- A button labeled "Click to download all services summary data".

To the right of the filter section, there is a blue button with the text "Please select a Region and a Commissioner to view data".

2. Select the Region / Commissioner you want to see the reports for

3. Click on 'Apply'

eDEN will then display the dashboard reports for your selection

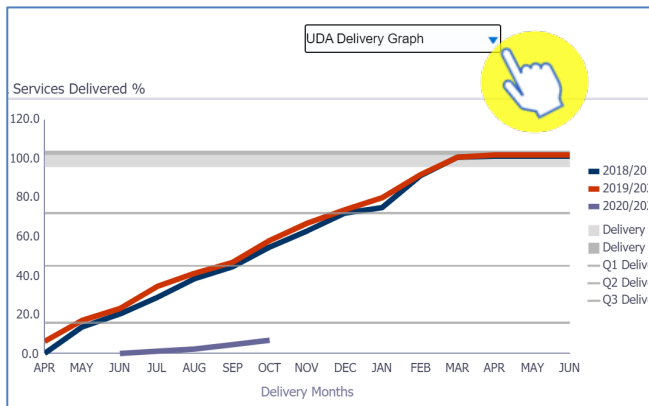
Interactive views

Some of the charts on your reports will be interactive, meaning you can change the way the data is displayed.

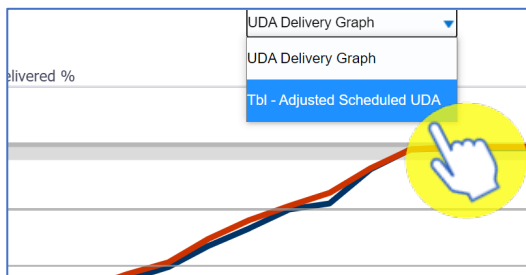
This could mean changing a graph to a table view or even filtering the view to just show specific information.

To change the view:

1. Click the drop-down arrow



2. Click on the view you want to see



3. The view will update

		Adjusted Scheduled Activity (UDA)		
Contract Number	Description	2018/2019	2019/2020	2020/2021
	APR	2,622	1,167	
	MAY	3,871	3,210	
	JUN	5,471	4,452	68
	JUL	7,317	6,610	197
	AUG	8,539	7,903	459
	SEP	10,510	8,993	927
	OCT	12,069	11,089	1,348
	NOV	13,759	12,789	
	DEC	14,370	14,129	
	JAN	17,499	15,363	
	FEB	19,305	17,582	

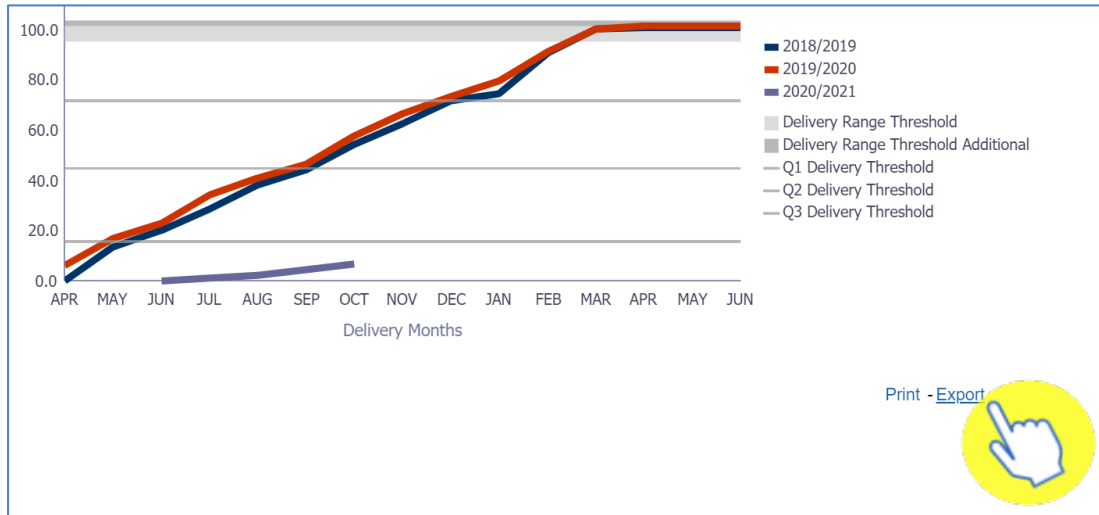
To return to the original view simply repeat the process and select the view from the drop-down list.

Exporting Data

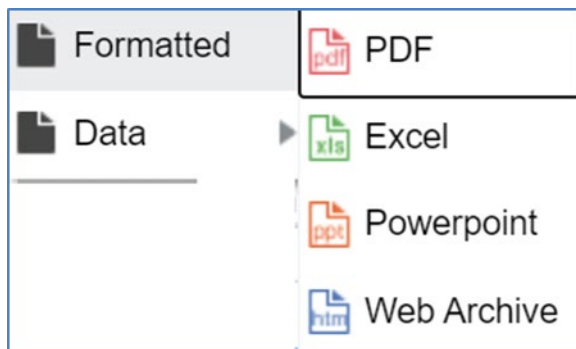
You can either export charts and tables from eDEN or you can export a full page.

Exporting views

1. Click the 'Export' option beneath the view/s you want to export.

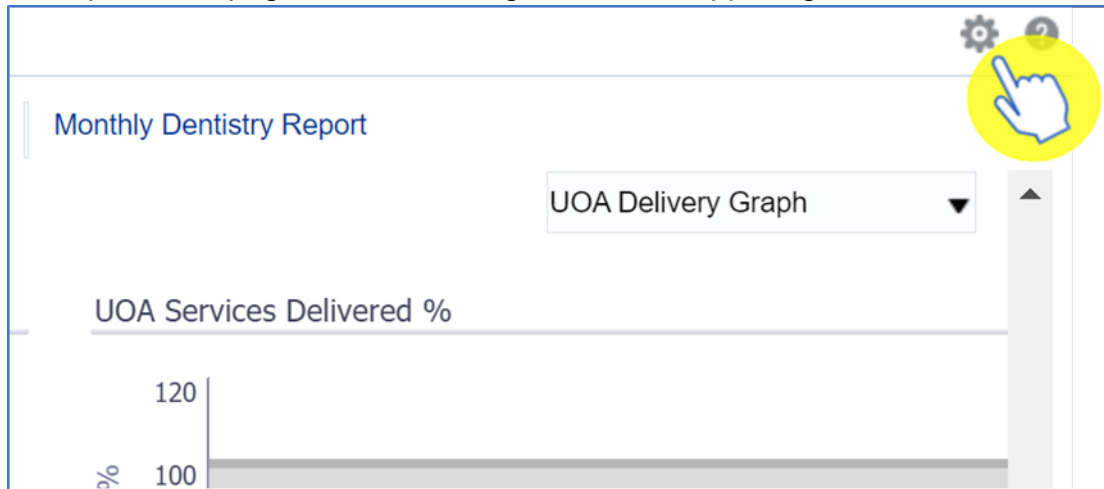


2. From the drop-down list displayed select the format you want to export the data in.

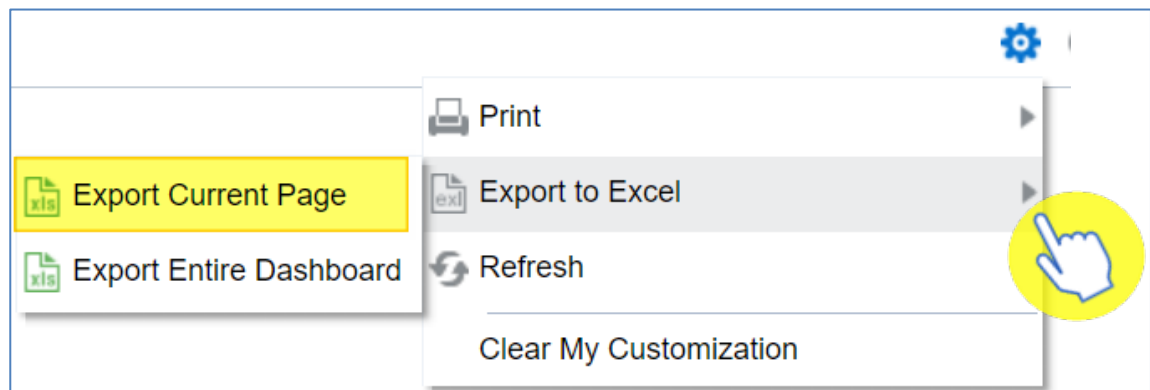


Exporting a full page

1. To export a full page, select the 'cog' icon in the upper right-hand corner.



2. Hover over 'Export to Excel' and then select 'Export Current Page'



Downloading Data

Some pages within the dashboards may also allow the downloading of the data used to create that page.

1. If that option is available, select the link for 'Download the data for this page' link under the data selector prompts.

The screenshot shows the 'Monthly Reporting' dashboard with the following elements:

- Navigation tabs: Monthly Reporting (selected), Year End Reporting
- Sub-navigation tabs: Contract Profile (selected), Activity Summary, Activity Analysis, Clinical Data Set, Orthodontic Data, Patient Access
- Filters section:
 - * Contract Number: [Dropdown]
 - Reporting Year: 2020/2021 [Dropdown]
 - Buttons: Apply, Reset
- Contract Information: Provider Name [Text Box]
- Services Delivered 2020/2021 Year: 12.5 % Annual UDA Services Delivered [Card]
- Download form detail current year only [Link]
- A yellow hand cursor icon points to the 'Download form detail current year only' link.

2. Depending on your type of contract you may be presented with the following options. Select the data you would like to download.

The screenshot shows a dropdown menu with the following options:

- Download form detail current year only
- Download General FP17 Form detail
- Download Orthodontic FP17 Form ...

3. The data will be displayed in a separate internet browser tab

General Forms for Reporting Year 2020/2021

Electronic Reference No.	Form Type Description	Treatment Year	Schedule Year Month	Date of Acceptance	Date of Completion of Last Visit	Total Form Count	Treatment Charge Band	UDA Delivered	Forms With Scale & Polish	Forms With Fluoride Varnish	Forms With Fissure Sealants	Forms With Radiographs	Forms With Endodontic Treatment	Forms With Permanent Fillings & Sealant Restorations
...	1	Band 1	1	0	1	0	0	0	0
...	1	Band 1	1	0	0	0	0	0	0
...	1	Urgent Treatment	1	0	0	0	0	0	0
...	1	Band 1	1	1	0	0	0	0	0
...	1	Urgent Treatment	1	0	0	0	0	0	0
...	1	Band 1	1	1	0	0	0	0	0
...	1	Band 1	1	0	0	0	0	0	0
...	1	Band 1	1	0	1	0	0	0	0
...	1	Band 1	1	0	0	0	0	0	0
...	1	Band 1	1	0	0	0	0	0	0
...	1	Band 1	1	0	1	0	0	0	0
...	1	Band 1	1	0	1	0	0	0	0
...	1	Band 1	1	0	0	0	0	0	0
...	1	Urgent Treatment	1	0	0	0	0	0	0
...	1	Band 1	1	0	0	0	0	1	0
...	1	Band 1	1	0	0	0	0	0	0
...	1	Band 1	1	0	0	0	0	0	0
...	1	Band 1	1	0	0	0	0	0	0
...	1	Band 1	1	0	0	0	0	0	0
...	1	Band 1	1	0	1	0	0	0	0

4. Scroll to the bottom of the report and select the 'Export' option

Total				
Return - Print - Export				



Detailed Dashboard Guidance

Go to the following webpage: <https://www.nhsbsa.nhs.uk/eden/eden-training-hub>

From here you can view the English Commissioner dashboard guidance document which will give you a detailed description of each page of the report.

Getting more help



Additional training material and user guides

The Information Systems training team have developed several how to guides to help you with eDEN. These can be found on our [eDEN Training Hub](#) webpage

Further information on the eDEN dashboards can be found on the [eDEN dashboard information](#) webpage.

Contact

You can direct your queries to our email address: nhsbsa.dentalinsight@nhs.net